

GOOD HANDS – TECHNICAL RIDER – 7 pages

We need one day before the day of the Performance to set up in the space and about 4 hours to pack everything up after the last Show.

WHAT WE NEED YOU TO ORGANIZE BEFORE WE COME

1. One regular household oven, with at least 2 baking trays, one grid (32 cm x 45 cm or bigger) + the electricity or gas connection. We're going to bake a cake on stage.
2. 4 big round tables 2m diameters (ca. 80 cm high)
3. 1 big square table 1m x 3m (ca. 80cm high), or 2 – 3 small square tables that we can put together.
4. 58 stools or chairs without armrest
5. 4 serving trolleys, you can rent them at the same Kitchen supply. Ca. 80 x 50 with 2 or 3 layers. alternatively 4 smaller tables.
6. Two big TVs + cable + adapter to connect to live-video camera (just image, no sound)
The TVs are right and left behind the square table. The TVs should be on a height of 1,5m (hanging or on a pedestal). We bring our own camera.
7. Water to wash all the glasses + cooking stuff after the show. A dish washing machine would be great!
8. a shelf, that we'll put behind the square table to put a lot of stuff.

We'd like the room/ stage empty, without curtains, ca. 12m x 18 or bigger.

A room close by to put our stuff

LIGHTS

4 lamps shining down from the ceiling over the 4 big round tables, giving it a bit of a living room atmosphere mixed with industrial.

The lamp should light the whole table and at the same time be quite bright.

These 4 lights need to be turned of together at some point during the performance.

4 more lamps that shine from the top onto the 4 serving Trolleys.

Lights on the big square table:

3-4 Pars 56 flutes from the ceiling lighting the table. These lights should light table but not the wall, cause we'd like to see the effect of the disco ball.

2 spots for the disco ball, so that the little mirrors throw light on the walls

A disco ball (self made, filled with sand, weights about 10 kg) will hang over the middle of the table (needs to be hung with string from the ceiling on two pulleys. At the end of the performance we cut the string and the disco ball will fall down. We need string + two pulleys)

One light shining on the shelf behind the big square table.

A light board with at least 12 channels, with each channel 2.5 KW.

It would be helpful if there is a nice and good technician that can help us when we come.

SOUND

1 CD player with PA.

OTHER THINGS WE NEED YOU TO ORGANIZE

All the glasses, plates, empty spirit bottles (WITH LID!!!), kettles and carafes from the photo list

10 bottle of beer per performance

1 bottle of Vodka (40%) for all performances

4 bottle of red Wine (the darker red the better) per 2 Performances

ca 75 beer mats (cardboard things to put the beer on)

4 packs of salt (500g or 1000g)

12 Eggs per Performance, we need to hard-boil some of them the day before the performance. *

4 lemons per performance *

80 tea bags per performance, it's important that they are the regular shape.

400g of honey per performance *

200g of sugar per performance *

250 g icing sugar per performance

200g of butter per performance *

1kg of flour per performance *

Kitchen role

50 napkins per performance


* for each performance we are preparing a dough the day before, that means we need one portion of honey, sugar, butter, flour, 1 egg, 1 lemon extra.



12 big glasses
hight ca 14cm
diameter (top) ca 6cm



14 small glasses
hight 9cm
diameter (top) 7,5 cm



4 smaller glasses
hight 8,5
diameter (top) 6cm



10 wine glasses
smaller better than bigger



8 smaller plates



4 carafes 1,5 - 2 l



2 kettles, big enough that the
bottom
of the liqueur bottles fits inside




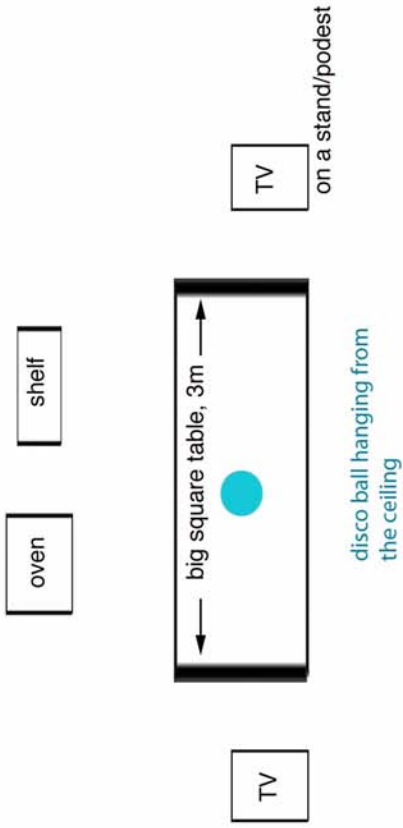
5 buckets



10 empty liqueur bottles
WITH lid!!!!!!!
any kind (whiskey, rum, vodka)



photo by Lisbeth Bernaerts



this plan is for a room/ stage about 16 m wide.

SECURITY PRECAUTIONS

2 fire extinguishers

a blanket to extinguish fire

one bucket at each table filled with water (4 tables → 4 buckets, mentioned above)

that the escape routes are being respected

GOOD HANDS TRICKS WITH FIRE

Here we are listing all the things that involve fire in this performance. There are pictures and descriptions for you to understand what we'll do.




Bottle rocket

We take an empty bottle of Vodka. Using hot water to warm the outside bottom of the bottle. Then we take a straw and insert a toothpick into it about 1" down from the top (making it look like a giant "t"). Now, we put the long end of the straw into the bottle. Then we light a match, drop it in and stand clear. The straw is shooting out of the bottle.




Saucer and glass

four match sticks, a saucer, a lemon wedge, and a glass. We put water in the saucer; stick the 4 matches into the sides of the lemon wedge, with the matches pointing up. Put the lemon on the saucer. Light the matches and place the glass over the lemon. The lack of oxygen will extinguish the flames and suck the water into the glass.




Egg in the bottle

hardboiled egg, matches, piece of paper, empty milk bottle. We tape 4-5 matches on a tiny bit of paper, light it, drop it into the bottle, put the egg on top. The lack of oxygen will extinguish the flames and suck the egg into the bottle.




"Granddads erection"

2 boxes of matches. 3 matches are pointing towards each other with the head of the match. When lighting it one match will rise.



Balance

A fork, a knife, one match, a glass.



Flying tea bags

As the finale of the 'tricks' part, we'll give every spectator a tea bag, a box of matches and some scissors. We'll all cut the tea bag open, empty it, put in vertically on the table and light it.



The End: the Gingerbread house

(this is happening on table NO. 1, the square one with distance to the audience)

We are making a gingerbread house and will put EMPTY firecrackers inside (all explosive powder is removed, there will be NO explosion). A fuse, ca. 30cm (Anzündlitze) is hanging from the house. We light the fuse. All we need is the effect of the fuse. The table will be protected by baking trays (which are not there on this photograph above).

The moment the light of the fuse gets to the house the mirror ball (a volleyball, filled with sand, wrapped in aluminium foil with small mirrors taped on it) which is hanging exactly above the gingerbread house, will fall and crush the house.

Thanks for responding to our special wishes, if you have further questions, just contact us.

Eva Meyer-Keller

e@evamk.de

mobile +49 170 7611901